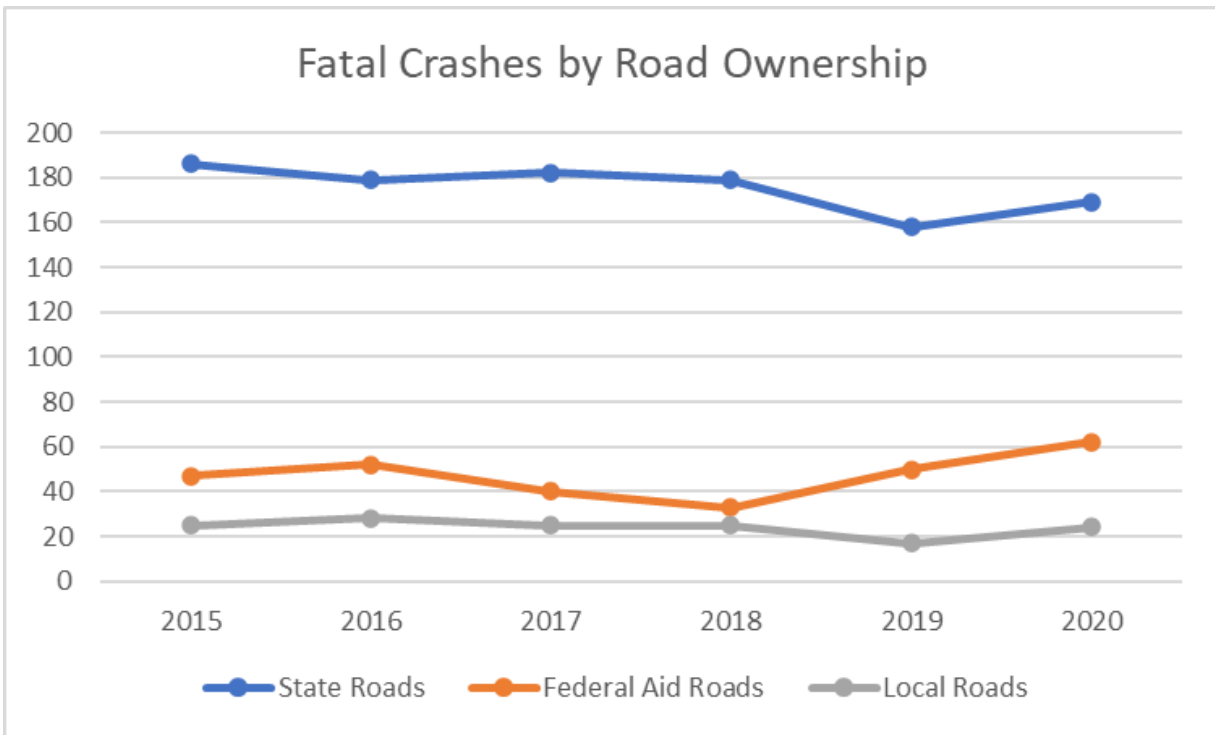
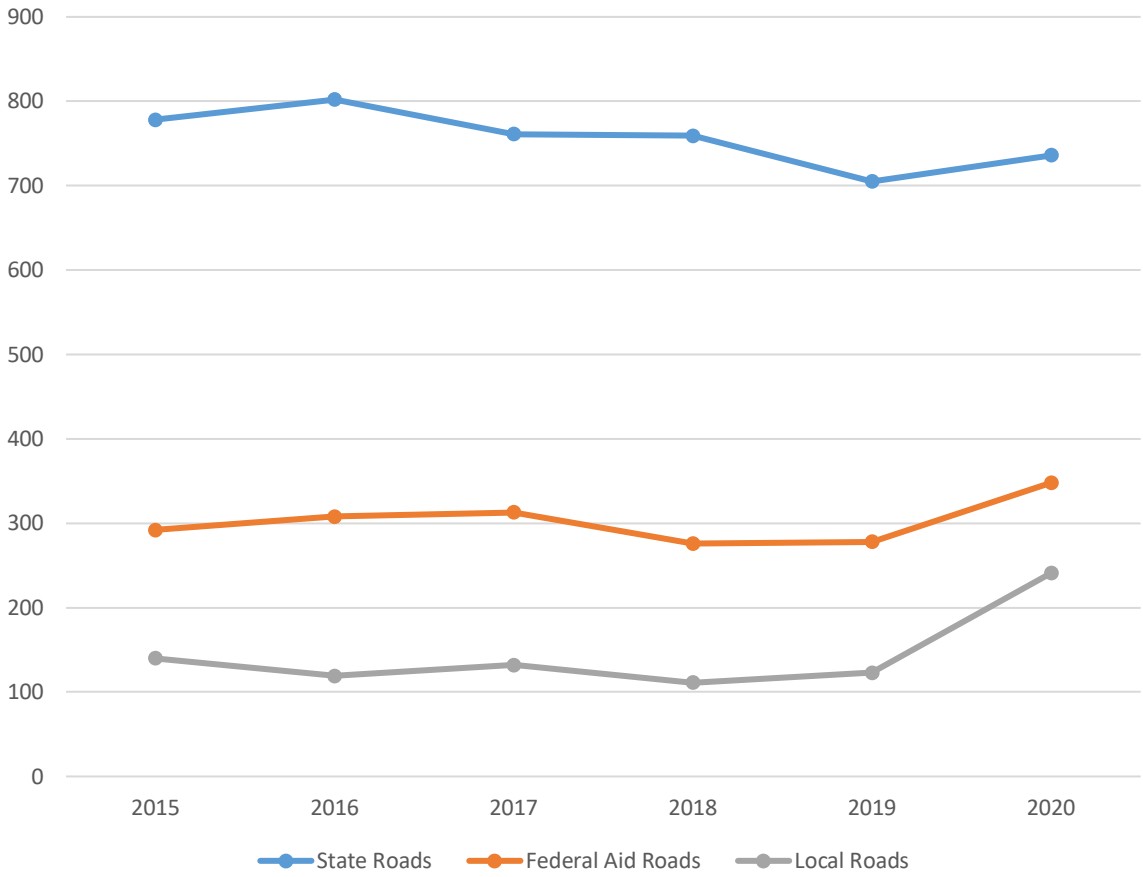


In 2020, Fatal and Suspected Serious Injury crashes increased on all roads, regardless of ownership.

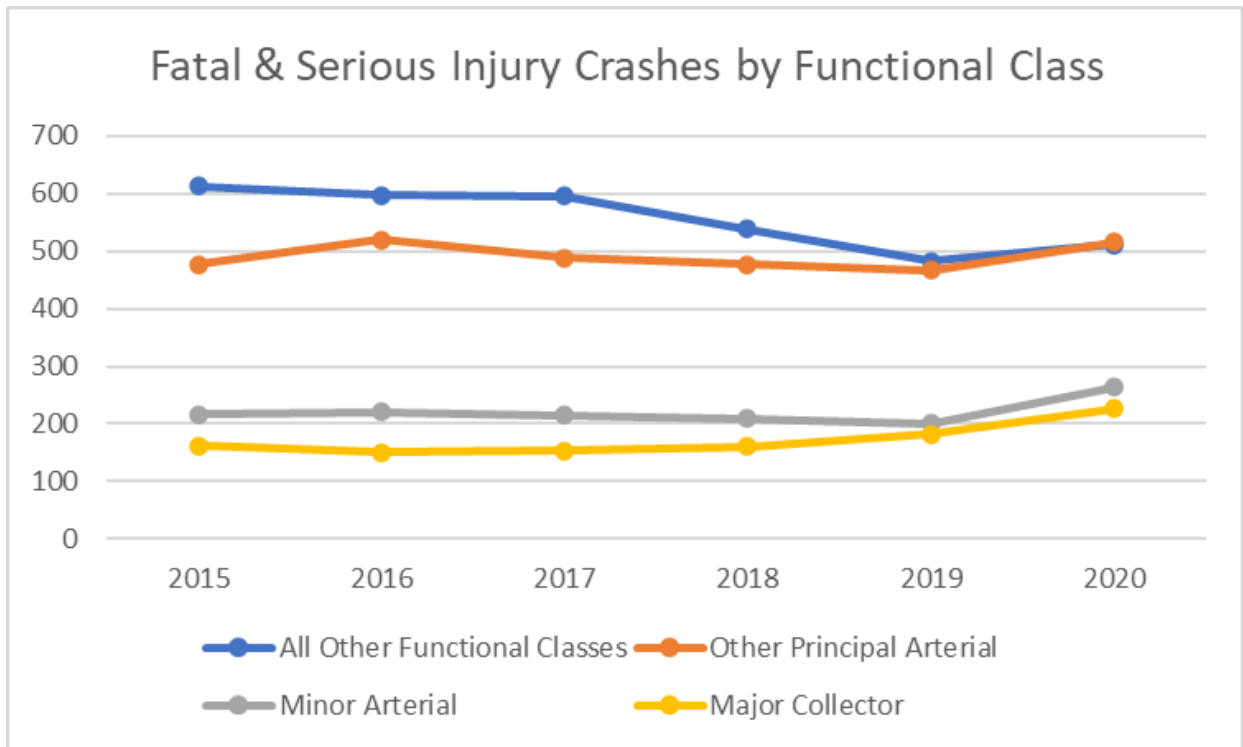
Some 2020 data on local roads is still in review, after review is complete local road totals are likely to be lower than shown and state/federal aid totals are likely to be higher than shown.



Suspected Serious Injury Crashes by Road Ownership



Other Principal Arterials, Minor Arterials, and Major Collectors experienced the most significant increases. Roads not classified (local), Interstates, and Freeways/Expressways had fewer fatal/serious injury crashes or increased only slightly:



Number of Fatalities by County, 2016-2020

	2016	2017	2018	2019	2020	5 Year Total
Beaver		1	1	6	2	10
Box Elder	10	12	8	7	6	43
Cache	12	21	10	3	8	54
Carbon	3	4	2	2	7	18
Daggett	1	3	1			5
Davis	27	11	19	11	11	79
Duchesne	1	3	7	1	6	18
Emery	9	4	5	9	3	30
Garfield	5	1	4	5	1	16
Grand	4	11	4	8	7	34
Iron	4	11	6	4	11	36
Juab	5	7	1	9	12	34
Kane	2	1	8	6	5	22
Millard	5	8	7	5	9	34
Morgan	1	3	2	4	6	16
Piute	1		1			2
Rich		2	3		1	6
Salt Lake	69	69	67	66	70	341
San Juan	10	12	4	14	6	46
Sanpete	4	3		5	4	16
Sevier	9	3	4	2	6	24
Summit	4	5	2	3	6	20
Tooele	20	9	9	4	9	51
Uintah	3	4	3	5	4	19
Utah	31	25	41	26	31	154
Wasatch	7	10	12	10	4	43
Washington	15	15	9	10	18	67
Wayne			1	1	1	3
Weber	19	15	19	22	22	97

Utah Fatalities by County, 2016-2020

